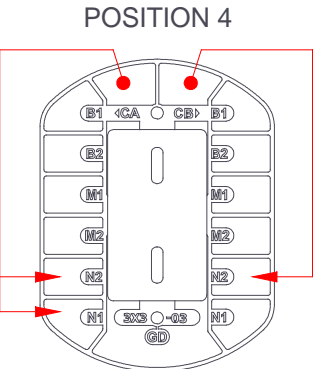


FREE-WAY SWITCH

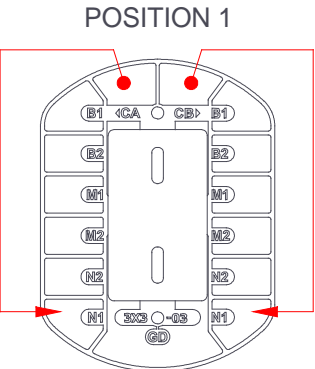
www.froewayswitch.com

MANUFACTURED IN ENGLAND BY NSF CONTROLS LTD

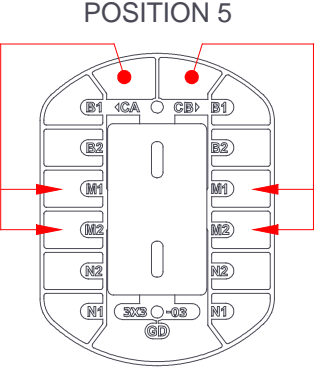


Reverse View of Switch


ELECTRICAL FUNCTION
 Two circuits 'A' & 'B' have commons 'CA' and 'CB' each connecting to: B1, B2, M1, M2, N1, N2 (sometimes in combination) in varying switch positions. A & B side switching differs: 'A' combines B1+B2/N1+N2 'B' isolates B1+B2/N1+N2. 'GD' is 'ground' or 'earth'.



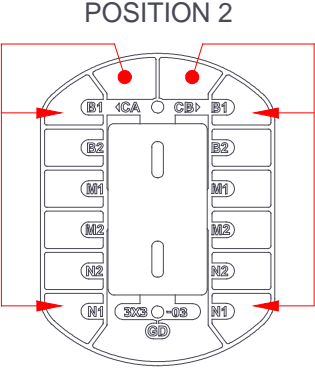
Reverse View of Switch



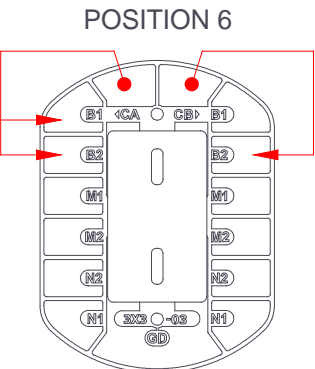
Reverse View of Switch



Top View of Switch

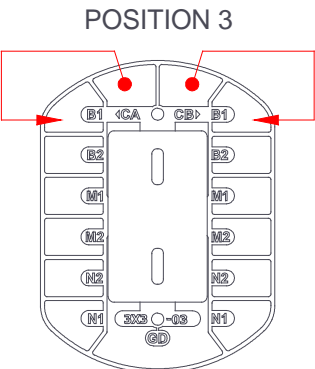


Reverse View of Switch

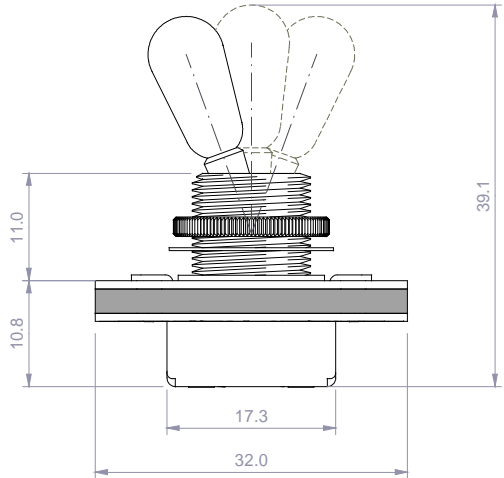
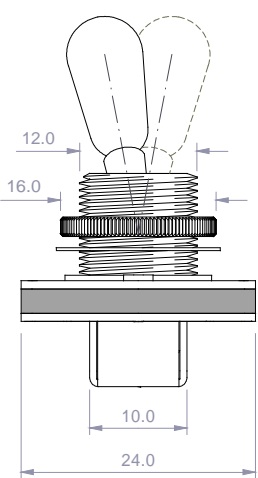


Reverse View of Switch

ELECTRICAL TRANSITION
 'Make Before Break' action in all transitions, except Position 2 to Position 5 where N1 to M2 is 'Break Before Make' on both A & B



Reverse View of Switch



3X3-03 Schematic : Last Updated June 2013